

AGENTS APP USER MANUAL

STEP 1

Access the link (<https://mobilev1.rejuvenategaia.com/>) to the latest version of the app from the website or scan the QR Code below:



It should be noted that the download link could change with new updates to the app.

ANDROID INSTALLATION

STEP 2

Click the menu icon on your mobile device to open the menu of your Google chrome browser (This is the recommended browser for using the app)



bilev1.rejuvenategaia.com



LOGIN



Agent Email



Password

LOG IN

NEW? SIGN UP




ANDROID INSTALLATION

STEP 3

In the menu, click Install app/Add to home screen in some cases and follow the process to install the app.

- + New tab
- 🕶️ New incognito tab

- 🕒 History
- ✓ Downloads
- ★ Bookmarks
- 📄 Recent tabs

- 🔗 Share... 
- 🔍 Find in page
- 📲 Install app**
- 🖥️ Desktop site

- ⚙️ Settings
- ❓ Help & feedback

✉️ Agen
🔒 Pass

12:54

34%



nobile.rejuvenategaia.com



LOGIN

Install app



Rejuvenate Gaia Global Ltd
mobile.rejuvenategaia.com

Cancel

Install



Password

LOG IN

NEW? SIGN UP



IOS INSTALLATION

STEP 2

Click the share icon on your mobile device to open the share menu options.

LOGIN



Agent Email

Password

LOG IN

NEW? SIGN UP



IOS INSTALLATION

STEP 3

In the menu, click Add to home screen(You may need to scroll to the bottom of the share menu) and follow the process to install the app.

LOGIN



Rejuvenate Gaia Global Ltd
mobilev1.rejuvenategaia.com


Options >



Saved messages



Grippers 🐾🐾
🐾



Mooma



Lawal



AirDrop



Messages



Mail



WhatsApp



Rejuvenate Gaia Global Ltd

mobilev1.rejuvenategaia.com

Options >



AirDrop



Messages



Mail



WhatsApp

Copy



Add to Reading List



Add Bookmark



Add to Favourites



Add to Quick Note



Find on Page



Add to Home Screen



Markup



Print



ancel

Add to Home Screen

Ad



Rejuvenate Gaia Global Ltd

<https://mobilev1.rejuvenategaia.com/>

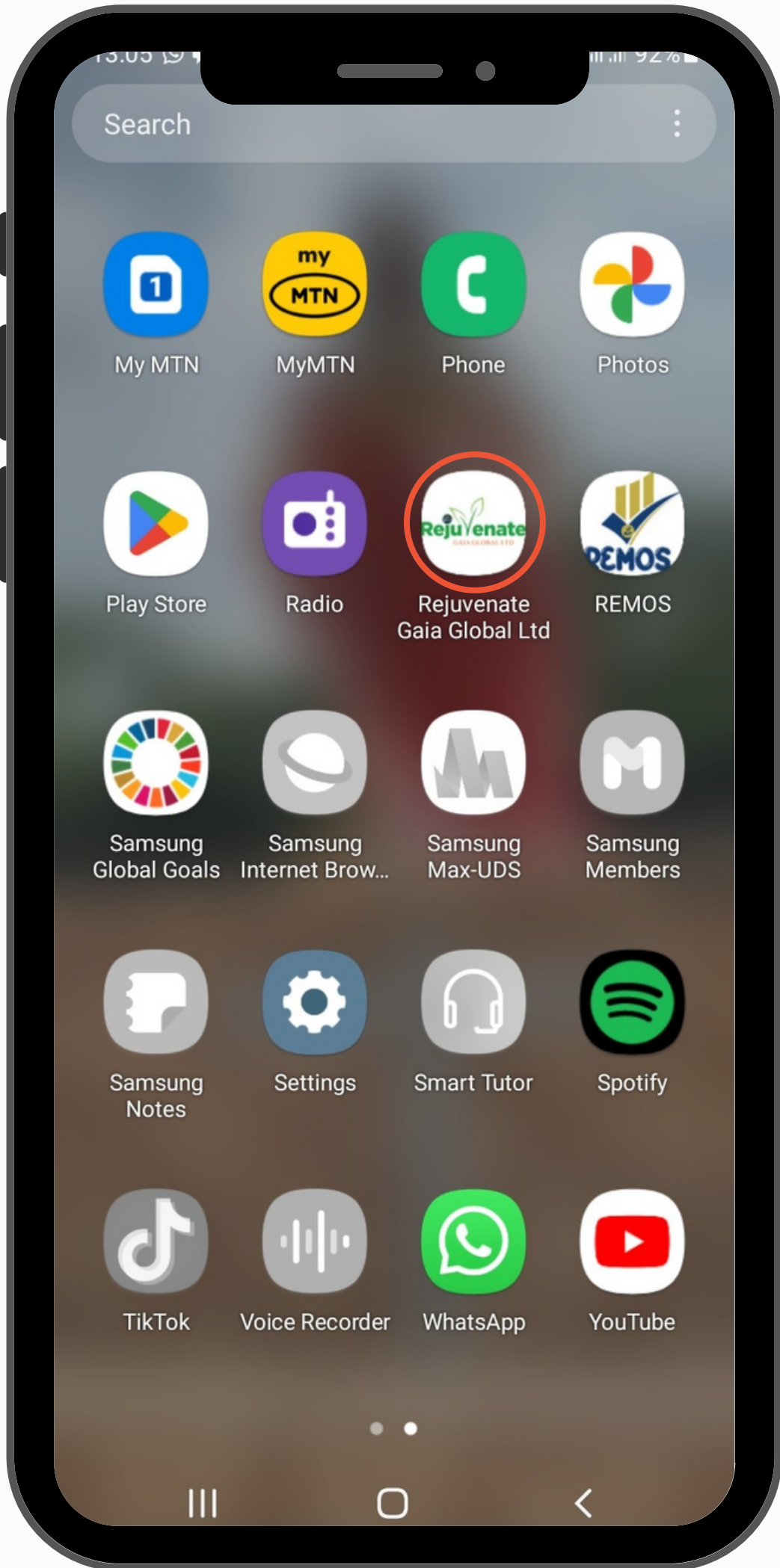
Icon will be added to your Home Screen so you can quickly access this website.

STEP 4

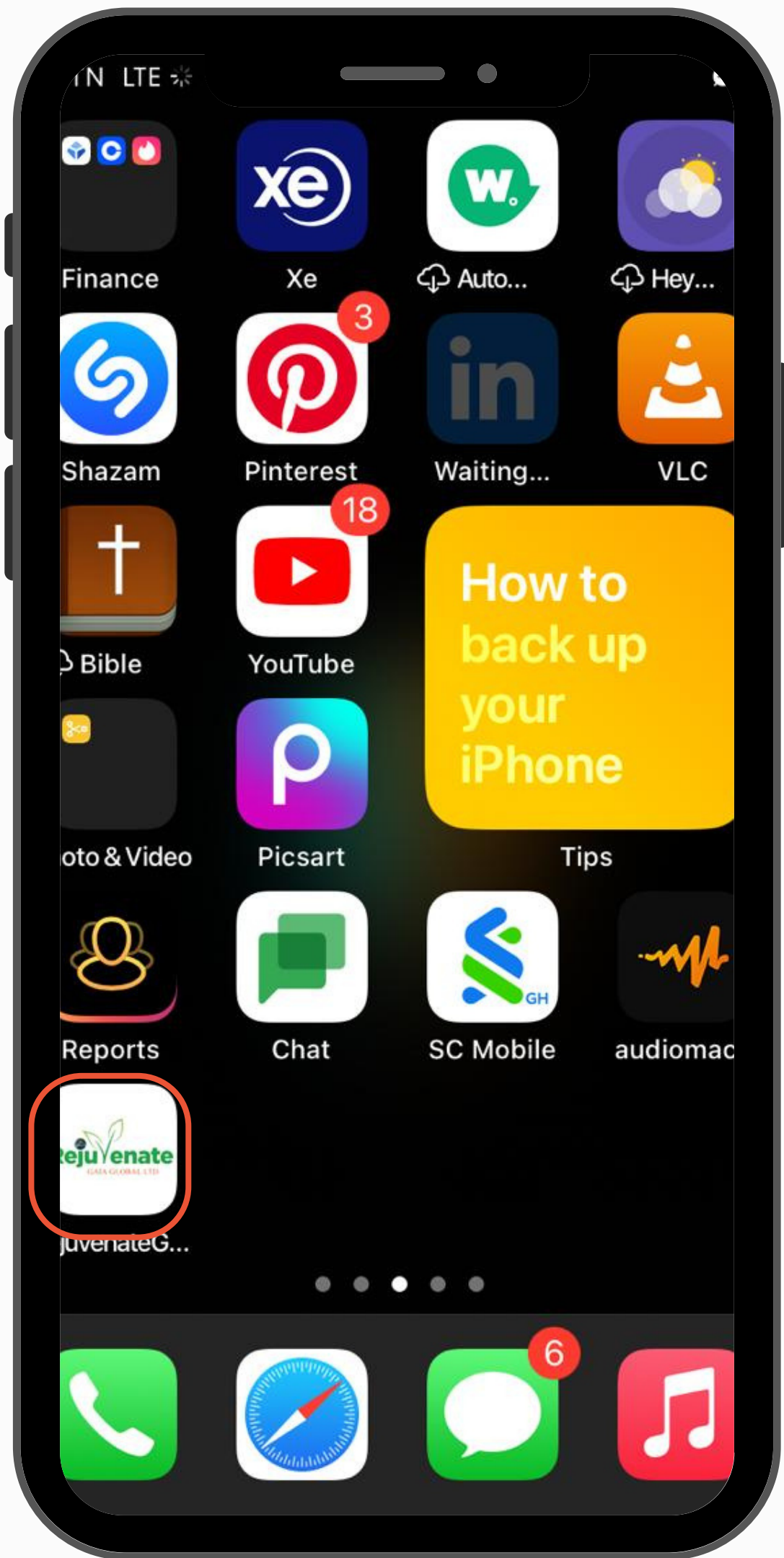
When the installation is complete, switch to your home screen to see the app installed.

Go ahead to tap and launch the app.

ANDROID HOMESCREEN



IOS HOMESCREEN



15:15

95%



Rejuvenate Gaia Global Ltd



STEP 5

You will need to create an agent account if it is your first time using the app. Click the *NEW? SIGN UP* link to begin the registration process.

LOGIN



Agent Email



Password

LOG IN

NEW? SIGN UP

STEP 6

Provide all the necessary details. Most importantly, use a valid email and choose a strong, memorable password. This will serve as your login credentials.

You should not share your password with anybody.

Click the *REGISTER* button to create your account.

Please note that upon successful registration, your account will go through a verification process and you will be notified via text message after the verification process before you can use the app.

REGISTER



Nana Osei Akoto



0908765432



nanaosei@rggl.com



No. 11 Asane St, Accra



.....

REGISTER

NOT NEW? SIGN IN



REGISTER



Nana Osei Akoto



Registration in progress...



No. 11 Asane St, Accra



.....

REGISTER

NOT NEW? SIGN IN



20:55 06%

 REJUVENATE

Registration Notice

Successfully registered. Your account will be activated after verification. Thank you.



Agent Name



Agent Phone



Agent Email



Agent address (Optional)



REGISTER

NOT NEW? SIGN IN



Account Verification



For security purpose, your account has to be verified before you can use the app. Please contact the administrator for any assistance.



20:49

68%

< GREENFERT 1



Wednesday, 22 March 2023



Your agent verification is now CONFIRMED. You can now sell through the app. For any issues or concerns, please contact the administrator on [0547252978](tel:0547252978) for assistance.

20:48



STEP 7

Now close and re-open the app after you have received the account confirmation text message.

Login, with your email(username) and password.

LOGIN



nanaosei@rggl.com



.....|



LOG IN


NEW? SIGN UP



LOGIN



Logging in...



LOG IN

NEW? SIGN UP

STEP 8

After a successful login process, you will be redirected to the Sale's page. This will be blank because you have not created any sale yet.

We will create a new sale in the next step.



Sales



Register Sale

All Sales: 0



STEP 9


Switch to the *Register Sale* tab from the app menu.
Click the *NEW SALE* button.



Sales



Register Sale

 All sales will be pending till full payment have been made to Rejuvenate Gaia Global Limited.

Kindly click on the button below to register a new sale.

NEW SALE

Our office may call you for additional information for security purpose. Once the sale is verified, the status will switch from PENDING to CONFIRM.

For any enquiries, please call or send us a message



Send Message



Call Us



STEP 10

Fill the form as shown in the images below. Fields labelled as **required** should be filled before submitting the form.



Registration Details

Farmer Details



Barima Bio



Full name of farmer or company (required)



+233

0544

Phone number is valid



Enter email address

Email address of farmer or company (optional)



Bosomtwe



District of farmer or company (required)



ID Type (required)

Ghana Card >



GHA*****



ID Number (required)



Adom



Favourite radio station (required)

Favourite Radio Programs

Adom News





Registration Details



TV3



Favourite tv station (required)

Favourite TV Programs

Date Rush



Sale Details



3



Product Quantity (required)



14.0

Unit Price (required)



0.0

Discount Price

Farm Information



0.0

Size (Acres)

Crop Types





Registration Details

Sale Details



3



Product Quantity (required)



14.0

Unit Price (required)



0.0

Discount Price

Farm Information



0.0

Size (Acres)

Crop Types

Enter crop types



SUBMIT

Registration Details

Sale Details



1

Product Quantity (required)



14.0

Unit Price (required)



Farm



0.0

Size (Acres)

Crop Types

Enter crop types



SUBMIT



Creating sale. Please wait...

STEP 11

Upon a successful submission process, a notification message will be displayed within the app and a PENDING notification message sent to the farmer with details about his purchase.

Submission Notice

Hello, your submission was successful!

Sale Details



1

Product Quantity (required)



140

Unit Price (required)



0

Discount Price

Farm Information



0

Size (Acres)

Crop Types

Enter crop types



< GREENFERT
23:05, 22 Mar

Dear Barima Bio,
Thank you for buying Greenfert Organic Fertilizer. Your status for the monthly GHS10,000.00 give away is PENDING. Quantity of bags purchased was 1. You should receive another SMS within 72 hours (3 days) indicating a confirmed status after your payment has been received.

Please check with the agent you bought your Greenfert Organic Fertilizer from if you don't receive the confirmed status within 3 days because it means your payment has not been fully captured. This is a link for your receipt. https://app.rejuvenategaia.com/sale_receipt/46. Thank you.

 Copy text  Share  More



Sales



Register Sale

All Sales: 1

Barima Bio

Pending >



0544 [Redacted]



Bosomtwe



RGGL2200046





STEP 12

When all due processes have been followed by the agent to RGL about the purchase not more than 72hours after the purchase, the farmer will receive another text message to confirm his transaction.

< GREENFERT
23:10, 22 Mar

Dear Barima Bio,
Your status for the monthly GHS10,000.00 give away is CONFIRMED.
You are now all set to potentially grab GHS 10,000.00 at the end of the month. Thank you for choosing Greenfert Organic Fertilizer and stay tuned with our agent and other news media for information on the award for this month. Thank you.

 Copy text  Share  More



Sales




Register Sale

All Sales: 1

Barima Bio

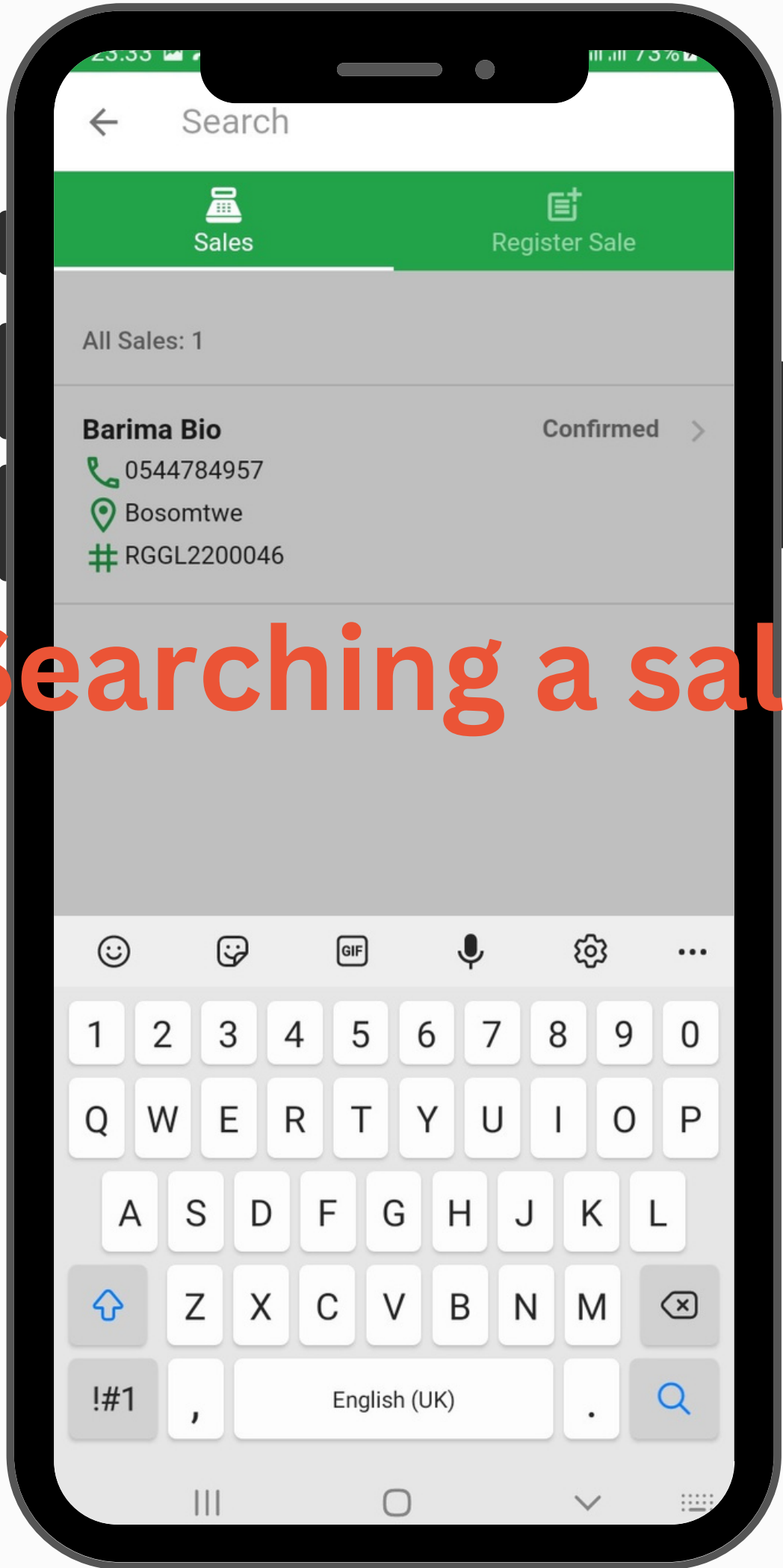
Confirmed >

 0544784957

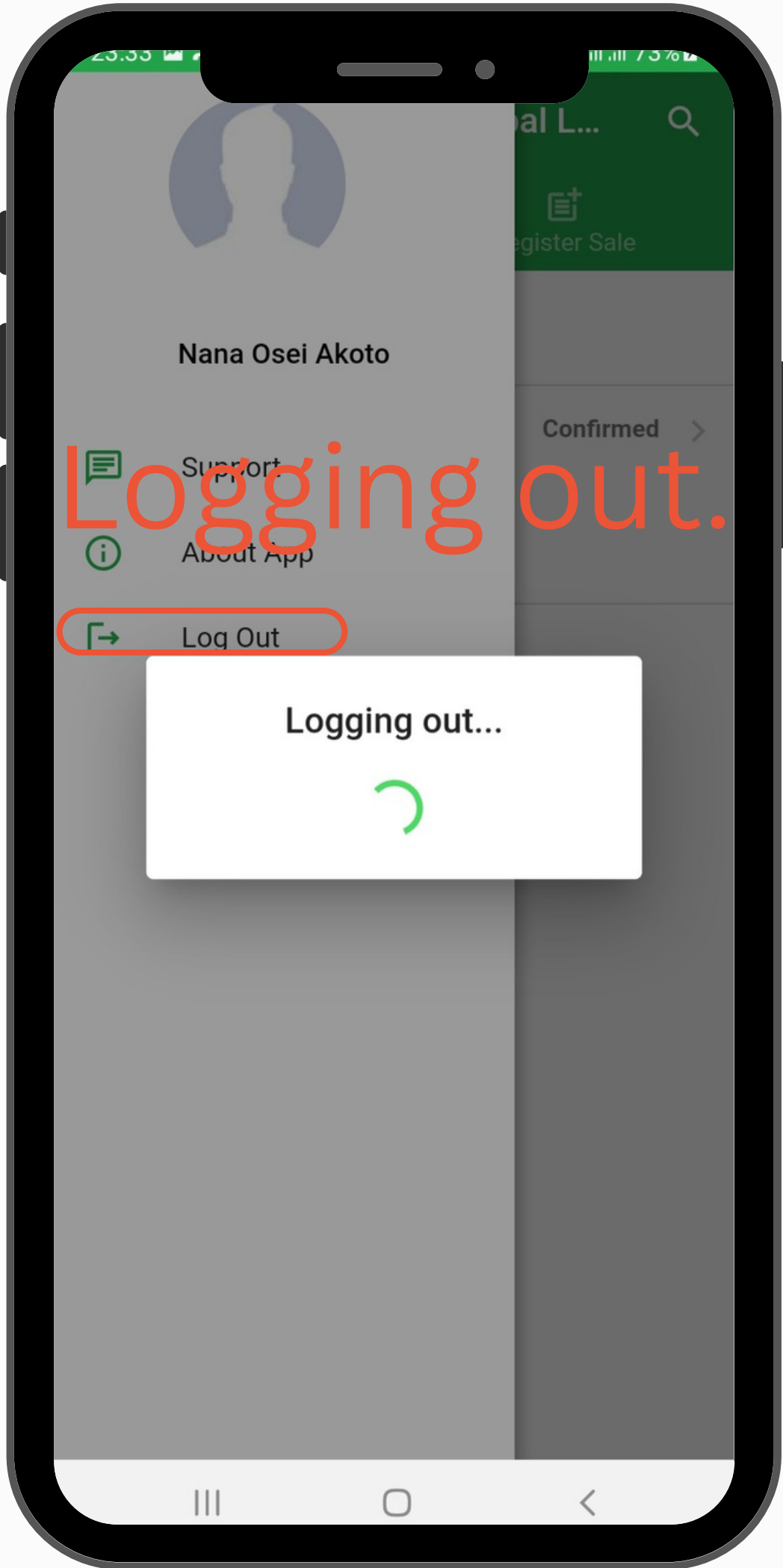
 Bosomtwe

 RGGL2200046





Searching a sale



Logging out.

Logging out...



IOS HOMESCREEN

Un-installation

